



ASCENTECH®



www.ascentech.in



ASCENTECH

ABOUT US

Ascentech, a DAC certified ISO 9001 & 14001 organization, has been a leading name in LED lighting from 2014. Ascentech is recognized as an R&D house. Ascentech has state-of-the-art testing equipments and conceives, designs and makes LED based products, including all electronics like led PCB's, LED drivers and fixtures. After final assembly, extensive in-house testing is done before supplying products to the market. We, at Ascentech, believe that it is critical for our products to have better illumination ability and energy efficiency and be also 100% fault-free. Therefore, to deliver the best quality products, we have followed a quality management process that adheres to international standards. We are backed by a pool of quality personnel who regularly check the production process to ensure that we leave no loopholes for any kind of fault to occur.

Ascentech vast product range is well accepted by various government, semi-government organizations/ institutions and private companies and has received satisfactory performance test certificates from them. Research & Development Ascentech has developed the technology behind LED-lighting systems after investing many man-years in R&D, mastering the technology - electronics and optics. We have an R&D lab having a dedicated facility and



ASCENTECH®





STREET LIGHT

STREET LIGHT (All Wattage are available 15W to 200W)

Wattage	Part No.	Model	Image
15W	FGSL-64	Premium	
25W	FGSL-65	Premium	
36W	FGSL-66	Premium	
45W	FGSL-68	Premium	
60W	FGSL-69	Premium	
90W	FGSL-71	Premium	
120W	FGSL-41	Premium	
150W	FGSL-50	Premium	
180W	FGSL-72	Premium	
200W	FGSL-43	Premium	




FLOOD LIGHT (All Wattage are available 15W to 500W)

Wattage	Part No.	Model	Image
15W	FGFL-57	Premium	
25W	FGFL-59	Premium	
36W	FGFL-70	Premium	
55W	FGFL-60	Premium	
70W	FGFL-70	Premium	
90W	FGFL-64	Premium	
120W	FGFL-72	Premium	
150W	FGFL-67	Premium	
180W	FGFL-88	Premium	
200W	FGFL-74	Premium	
250W	FGFL-69	Premium	
300W	FGFL-35	Premium	
350W	FGFL-37	Premium	
400W	FGFL-39	Premium	
500W	FGFL-41	Premium	











HIGHBAY & CANOPY FLOOD LIGHT

CANOPY FLOOD LIGHT (All Wattage are available 80W to 150W)

Wattage	Part No.	Model	Image
80W	FGUW-03	Premium	
100W	FGUW-01	Premium	
150W	FGUW-02	Premium	

HIGHBAY LIGHT (All Wattage are available 80W to 300W)




Wattage	Part No.	Model	Image
80W	FGHB-01	Premium	
100W	FGHB-02	Premium	
120W	FGHB-03	Premium	
150W	FGHB-04	Premium	
180W	FGHB-05	Premium	
200W	FGHB-06	Premium	
250W	FGHB-07	Premium	
300W	FGHB-13	Premium	



WELL GLASS LIGHT (All Wattage are available 27W to 80W)

Wattage	Part No.	Model	Image
27W	FGWG-05	ECO	
30W	FGWG-06	ECO	
35W	FGWG-01	ECO	
40W	FGWG-02	ECO	
45W	FGWG-03	ECO	
60W	FGWG-10	ECO	
70W	FGWG-04	ECO	
80W	FGWG-07	ECO	










Bollard LIGHT (All Wattage are available 15W to 22W)

Wattage	Part No.	Model	Image
18W	FGTL-08	Premium	
20W	FGTL-09	Premium	
22W	FGTL-07	Premium	





FLAME PROOF FLOOD & SPIKE LIGHT

FLAME PROOF FLOOD LIGHT (All Wattage are available 40W to 200W)




Wattage	Part No.	Model	Image
40W	FGFP-01	Premium	
50W	FGFP-02	Premium	
60W	FGFP-03	Premium	
70W	FGFP-04	Premium	
80W	FGFP-05	Premium	
100W	FGFP-06	Premium	
120W	FGFP-07	Premium	
150W	FGFP-08	Premium	
200W	FGFP-09	Premium	

SPIKE LIGHT (All Wattage are available 9W to 15W)




Wattage	Part No.	Model	Image
9W	FGSP-03	Premium	
15W	FGSP-01	Premium	






FOUNTAIN LIGHT (All Wattage are available 9W to 36W)

Wattage	Part No.	Model	Image
9W	FGFL-09	Premium	
18W	FGFL-18	Premium	
36W	FGFL-36	Premium	

UNDERWATER LIGHT (All Wattage are available 9W to 36W)

Wattage	Part No.	Model	Image
9W	FGUW-03	Premium	
18W	FGUW-01	Premium	
36W	FGUW-02	Premium	




BULK HEAD LIGHT (All Wattage are available 10W to 20W)

Wattage	Part No.	Model	Image
10W	FGBULK-02	Premium	
15W	FGBULK-03	Premium	
20W	FGBULK-04	Premium	





WALL WASHER & TWO WAY LIGHT





WALL WASHER LIGHT (All Wattage are available 9W to 36W)

Wattage	Part No.	Model	Image
9W	FGWW-01	Premium	
18W	FGWW-02	Premium	
36W	FGWW-03	Premium	





TWO WAY LIGHT (All Wattage are available 5W to 10W)

Wattage	Part No.	Model	Image
5W	FGTRACK-05	Premium	
10W	FGTRACK-01	Premium	



PAR LIGHT (All Wattage are available 50W to 200W)

Wattage	Part No.	Model	Image
50W	FGDJ-01	Premium	
100W	FGDJ-02	Premium	
150W	FGDJ-03	Premium	
200W	FGDJ-04	Premium	

**LED BULB (All Wattage are available 9W to 45W)**





Wattage	Part No.	Model	Image
9W	FGBULB-03	ECO	
15W	FGBULB-01	ECO	
25W	FGBULB-06	ECO	
45W	FGBULB-07	ECO	

INVERTER BULB (All Wattage are available 9W to 12W)




Wattage	Part No.	Model	Image
9W	FGBULB-08	Premium	
12W	FGBULB-10	Premium	



TUBE LIGHT T5 (All Wattage are available 10W to 22W)

Wattage	Part No.	Model	Image
10W	FGTL-05	ECO	
18W	FGTL-02	ECO	
20W	FGTL-03	ECO	
22W	FGTL-01	ECO	














TUBE LIGHT T8 (All Wattage are available 18W to 22W)

Wattage	Part No.	Model	Image
18W	FGTL-08	ECO	
20W	FGTL-09	ECO	
22W	FGTL-07	ECO	

RECESS PANEL (ROUND & SQUARE)
















RECESS PANEL (All Wattage are available 3W to 48W)

Wattage	Part No.	Model	Image
3W	FGPL-11	ECO	
6W	FGPL-12	ECO	
9W	FGPL-13	ECO	
12W	FGPL-14	ECO	
16W	FGPL-15	ECO	
18W	FGPL-16	ECO	
20W	FGPL-17	ECO	
24W	FGPL-18	ECO	
28W	FGPL-19	ECO	
30W	FGPL-20	ECO	
36W	FGPL-21	ECO	
40W	FGPL-22	ECO	
48W	FGPL-23	ECO	



SURFACE PANEL (ROUND & SQUARE)

SURFACE PANEL (All Wattage are available 3W to 48W)

Wattage	Part No.	Model	Image
3W	FGPL-34	ECO	
6W	FGPL-35	ECO	
9W	FGPL-36	ECO	
12W	FGPL-37	ECO	
16W	FGPL-38	ECO	
18W	FGPL-39	ECO	
20W	FGPL-40	ECO	
24W	FGPL-41	ECO	
28W	FGPL-42	ECO	
30W	FGPL-43	ECO	
36W	FGPL-44	ECO	
40W	FGPL-45	ECO	
48W	FGPL-46	ECO	



POST TOP & BOLLARD LIGHT



ALS PT-01



ALS PT-05



ALS PT-20



ALS PT-04



ALS PT-10



ALS DL-05



ALS DL-06



ALS DL-07



ALS DL-11



ALS DL-12



ALS BL-17



ALS BL-05



ALS BL-14



ALS BL-01



ALS BL-27



ALS BL-08



ALS BL-23



ALS BL-22



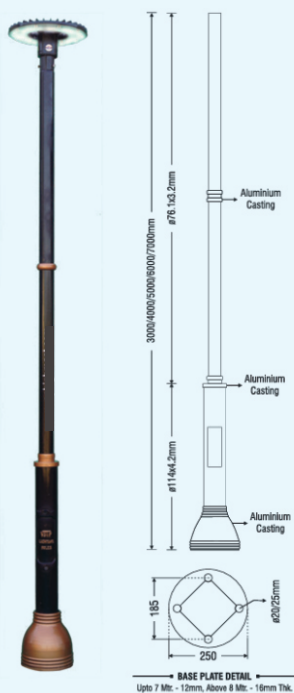
ALS BL-32



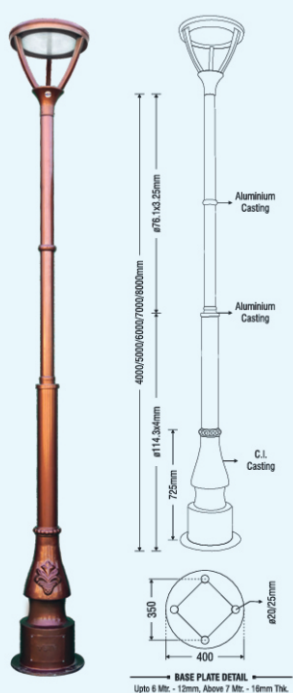
ALS BL-16




DECORATIVE POLES



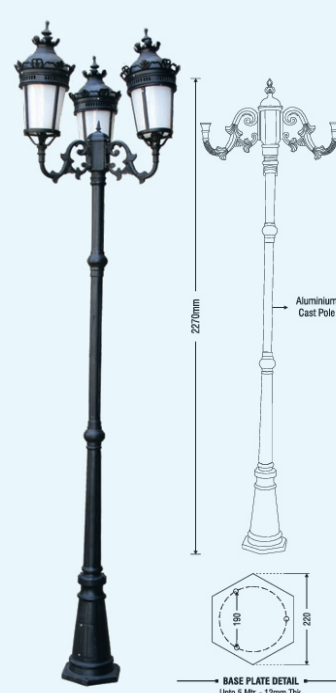
ALS-08



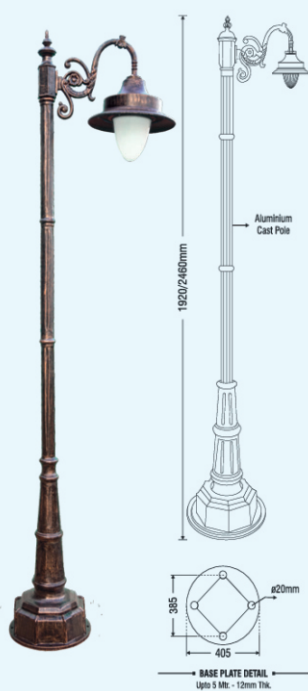
ALS-12A



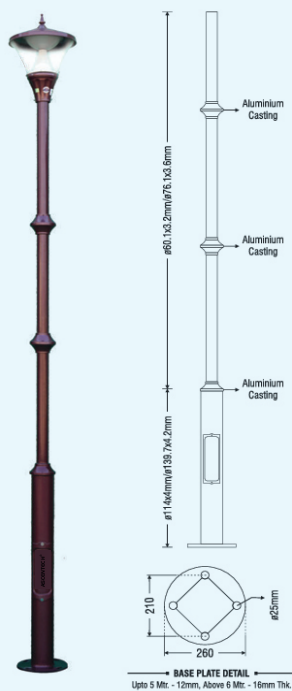
ALS-18A



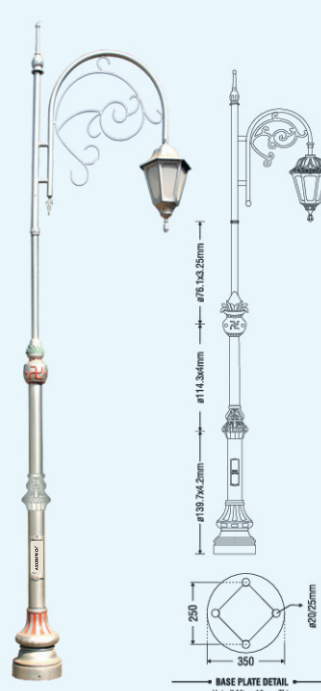
ALS-26A



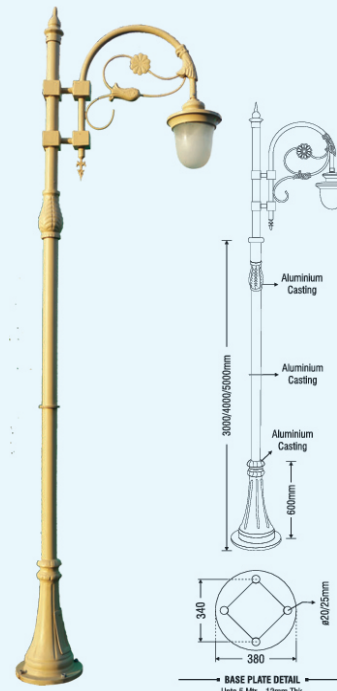
ALS-29



ALS-05



ALS-54



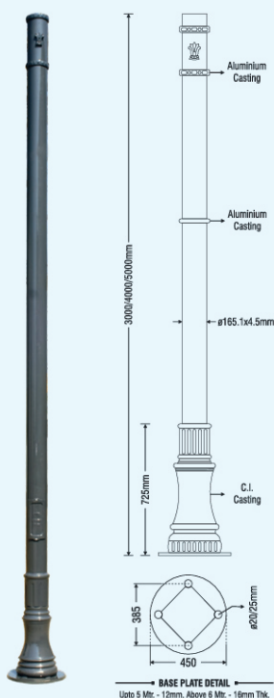
ALS-52



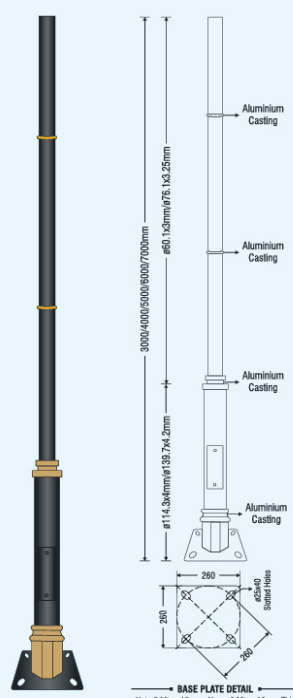
DECORATIVE POLES



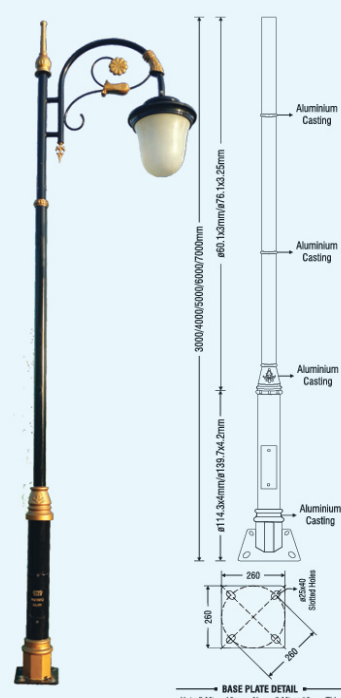
ALS-27A



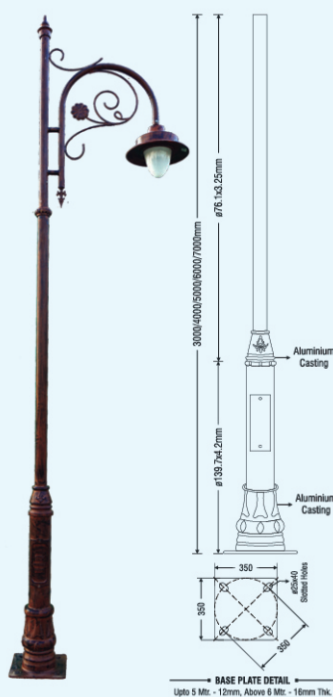
ALS-28A



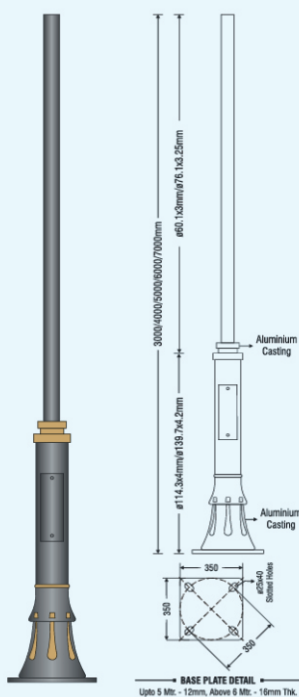
ALS-33



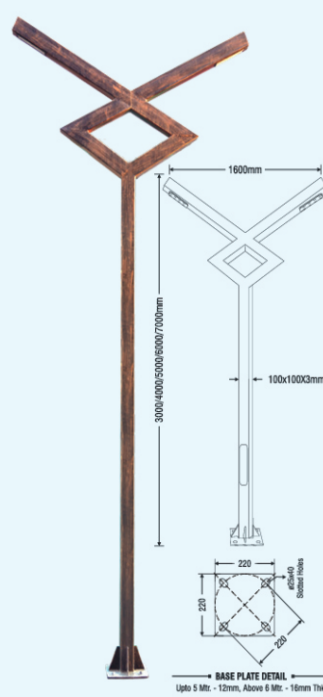
ALS-34



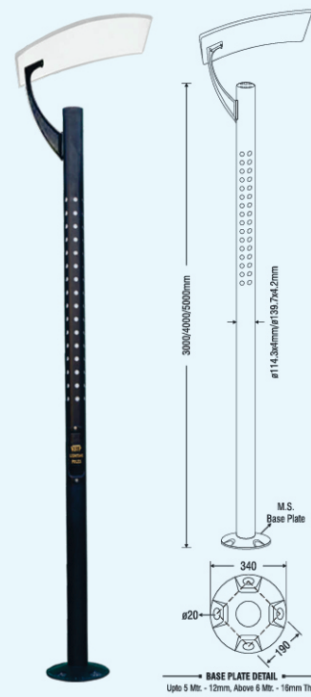
ALS-35



ALS-36




ALS-39



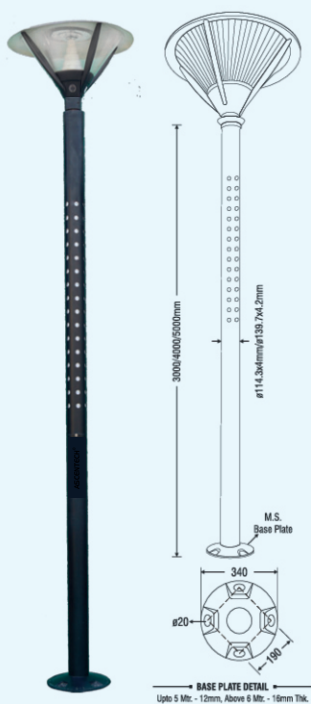
ALS-40



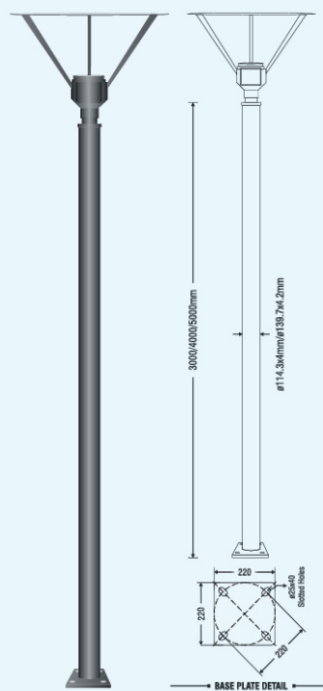
DECORATIVE POLES



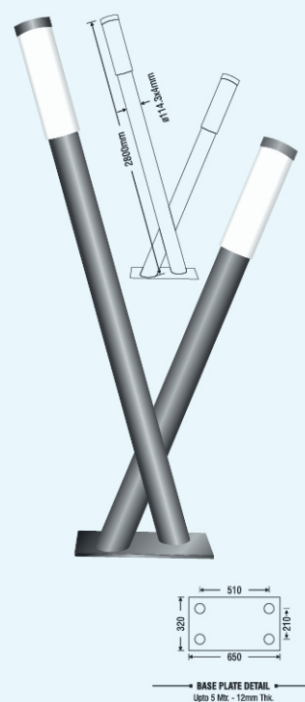
ALS-41



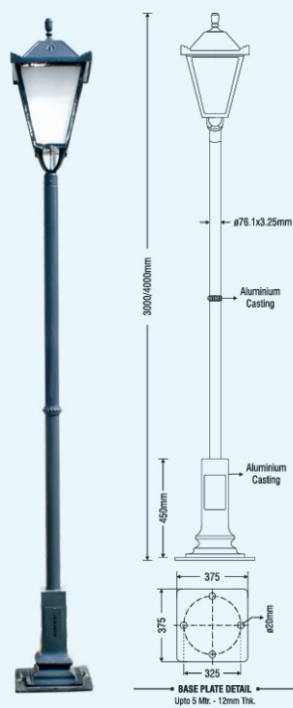
ALS-42



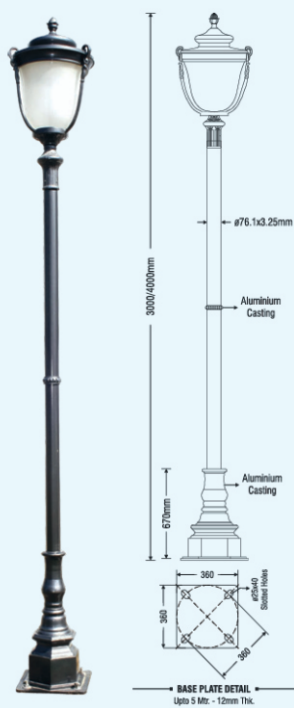
ALS-45



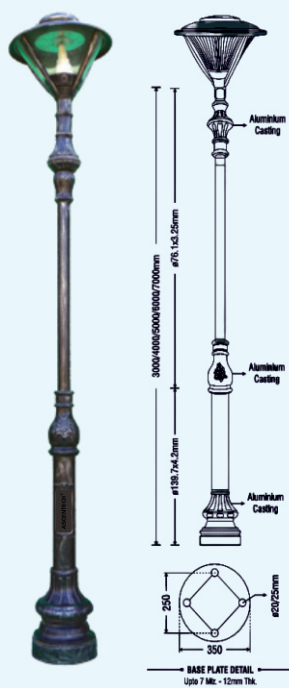
ALS-46



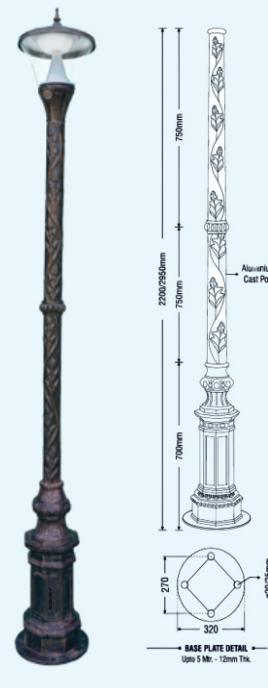
ALS-55



ALS-56



ALS-59



ALS-60

Portable Emergency Light with AC Genset

• Rating of Generator set (in KVA) (Minimum)	5.0-8.0 KVA
• Number of cylinder in the Engine	1 Cylinder
• Minimum continuous working hours	8-24 Hours
• Gen set fuel tank capacity (Minimum) - in litres	15-50 Litres
• Type of fuel	Diesel
• Minimum System Lumens	80000
• IP rating of LED Luminaire	IP66
• Ruggedised Storage Box for main equipment	Yes
• Type of Mounting	With Trolley
• Minimum height of Tower/Telescopic collapsible mast/Vertical Mast with light source (in meters from base ground level)	7-9 m
• Material of Tower/Telescopic collapsible mast /Vertical Mast	Mild Steel
• Minimum thickness of Tower/ Telescopic collapsible mast/Vertical Mast material (+/-5%)	3 mm
• Method of step up and step down of Tower/ Telescopic collapsible mast/Vertical Mast	Winch mechanism



Portable High Mast Led with Telescopic Stand :-

• Rating of Generator set (in KVA) (Minimum)	1.0-2.0 KVA
• Number of cylinder in the Engine	1 Cylinder
• Minimum continuous working hours	6-8 Hours
• Gen set fuel tank capacity (Minimum) - in litres	3-10 Litres
• Type of fuel	Petrol
• Minimum System Lumens	5000-10000 lm
• IP rating of LED Luminaire	IP66
• Ruggedised Storage Box for main equipment	Yes
• Type of Mounting	Without Trolley
• Minimum height of Tower/Telescopic collapsible mast/Vertical Mast with light source (in meters from base ground level)	2-4 m
• Material of Tower/Telescopic collapsible mast /Vertical Mast	Mild Steel
• Minimum thickness of Tower/ Telescopic collapsible mast/Vertical Mast material (+/-5%)	2 mm
• Method of step up and step down of Tower/ Telescopic collapsible mast/Vertical Mast	Manual





2 & 4 POLE BATTERY BANK

Remote Area Lighting System with Battery Bank

• Type of battery	Rechargeable
• Chemistry of battery	Li-ion battery
• Battery capacity (minimum)	48 Ah
• Minimum continuous working hours	6-7 hours
• Minimum System Lumens	10000
• IP rating of LED Luminaire	IP65
• Ruggedised Storage Box for main equipment	Yes
• Minimum height of Tower/telescopic collapsible mast/Vertical Mast with light source (in meters from base ground level)	2 metre
• Material of Tower/lelescopic/Vertical Mast	Aluminium
• Minimum thickness of Tower/lelescopic collapsible mast/Vertical Mast material (+/-5%)	2 mm
• Method of step up and step down of Tower / lelescopic / Vertical Mast	Manual



Remote Area Lighting System with Battery Bank

Type of battery	Rechargeable
Chemistry of battery	Li-ion Battery
Operating Options	Through Wireless remote control panel
Battery capacity (minimum)	>92 AH
Minimum continuous working hours	7-8
Minimum System Lumens	20000 LM
IP rating of LED Luminaire	IP66
Minimum height of Tower/Vertical Mast with light source	2 metre
Material of Tower/Telescopic/Vertical Mast	ALUMINIUM
No. of Light head	4
Method of step up and step down of Tower	Manual



Revolving Search Light

Body Material	ALUMINIUM
Power	250W
Lightening Color	Cool White
Lighting Type	High Intensity Discharge LED
IP Rating	IP 66
Working Voltage	90-300VAC, 50-60Hz
Features	High Narrow Beam, Protection from High/Low Volts
Beam Range	400+ Meters
PF	>0.95
Rotate	360°
Rotation Speed	01-10 RPM
CCT	5500K-6000K
Optical Grade	Reect or/Lens
Narrow Beam	3°
Reflector/Lens Efficiency	>90%



Vehicle Mounted Revolving Search Light

LED	50W (5w x 10)
Operating Voltage	12V DC (With DC/ Car Cigarette Lighter Socket)
Operating Options	Through Wireless remote control with Left, Right, Up & Down functions
Colour/Material	Black/Polycarbonate
Beam Distance	Upto 500m Approx in clear weather
Lift time in Hours	50,000 hour (Approx)
Rotation	Horizontal 360° & Vertical 90°
Base	Heavy Magnet base for stability
Weight	Around 4 Kgs (w/o battery)
Dimension	26 x 20.5 x 18 cms
Handle	Provided on the Top





HIGHBAY MOTORIZED & HIGHBAY MANUAL

Highbay Motorized Revolving Light

Body Material	ALUMINIUM
Wattage	80W - 400W
Lightening Color	Cool White
Lighting Type	High Intensity Discharge LED
IP Rating	IP 66
Working Voltage	90-300VAC, 50-60Hz
Features	Easy Installation on concrete roof Used for Searching
Beam Range	400+ Meters
PF	>0.95
Rotate	360°
Rotation Speed	01-02 RPM
CCT	5500K-6000K
Optical Grade	Reect or/Lens
Narrow Beam	3°
Reflector/Lens Efficiency	>90%



Highbay Manual Revolving Light

Body Material	ALUMINIUM
Wattage	80W - 400W
Lightening Color	Cool White
Lighting Type	High Intensity Discharge LED
IP Rating	IP 66
Working Voltage	90-300VAC, 50-60Hz
Features	Easy Installation on concrete roof Used for Searching
Beam Range	400+ Meters
PF	>0.95
Rotate	360°
CCT	5500K-6000K
Optical Grade	Reect or/Lens
Narrow Beam	3°
Reflector/Lens Efficiency	>90%





Remote Area Lighting System with Battery Bank / AC Supply

• Type of battery	Rechargeable
• Chemistry of battery	Lithium ion
• Battery capacity (minimum)	12 Ah
• Minimum continuous working hours	6 hours
• Minimum System Lumens	5000
• IP rating of LED Luminaire	IP65
• Ruggedised Storage Box for main equipment	Yes
• Minimum height of Tower/Telescopic collapsible mast/Vertical Mast with light source (in meters from base ground level)	2-3 metre
• Material of Tower/Telescopic collapsible mast /Vertical Mast	Aluminium
• Minimum thickness of Tower/ Telescopic collapsible mast/Vertical Mast material (+/-5%)	2 mm
• Method of step up and step down of Tower/ Telescopic collapsible mast/Vertical Mast	Manual
• Step up and step down time of Tower/lelescopic/Vertical Mast	</=30 sec
• Number of battery	1
• Battery voltage	12 volt
• Battery bank construction shall have inbuilt charging arrangement with charging cables	Yes



Remote Search Light

Body Material	ALUMINIUM
Power	250W
Lightening Color	Cool White
Lighting Type	High Intensity Discharge LED
IP Rating	IP 66
Working Voltage	90-300VAC, 50-60Hz
Features	High Narrow Beam, Protection from High/Low Volts
Beam Range	400+ Meters
PF	>0.95
Rotate	360°
Minimum height of Tower	3M
CCT	5500K-6000K
Optical Grade	Reect or/Lens
Narrow Beam	3°
Reflector/Lens Efficiency	>90%





SEARCH LIGHT & SHOCK BATON

Dragon Search Light with Remote Control

Type Of Lamp	LED
Dia Of Search Light (Mm)	176mm
Wattage Of Lamp (Watt)	30w
Color Temperature (Degree K)	5500 to 6500 deg. K
Type Of Battery	Lithium ion
Type Of Housing Material	POLYCARBONATE
Mode of Operation	Full light mode Half-light mode Strobe mode
Battery Capacity	12AH
Continuous run time	>5 Hours



Dragon Search Light with IR Glass

Type Of Lamp	Halogen
Wattage Of Lamp (Watt)	55W
Mode of Operation	Full light mode, Half-light mode, Strobe mode and Timer mode
Colour/Material	Black/Military Grade ABS
Beam Distance	Upto400m Approx in clear weather
Type Of Battery	SMF
Battery Capacity	7AH



Shock Baton

Weight	01 Kg (Maximum)
Carriage	Hand Held
Body Material	ABS
Operating Temperature	-20 to 50 degree C
Indicators	Full, Low & Charging Battery
Input Voltage	220 Volt, 50Hz
Output Voltage	Minimum 10 KV
Activation of Shock	By Self-Return Trigger Switch






Traffic Police Baton :-

Weight	01 Kg (Maximum)
Carriage	Hand Held
Body Material	ABS
Operating Voltage	3.7 V DC
Indicators	Full, Low & Charging Battery
Input Voltage	220 Volt, 50Hz
Color	Red, Green, White
Extra Features	Light on Top and Buzzer



Helipad Light :-

Light Source	Ultra High Intensity LED
No. of LEDs	4 LEDs (2 White LEDs & 2 RGB LEDs)
Input Charging Voltage	220 V AC, 50 Hz
CRI (Ra)	> 70 (For white LEDs)
Height	12 Inch
Length	8 Inch
Width	8 Inch
Weight	4.5 Kg
Body Color	Yellow
Body Material	Mild Steel
Operation Mode	30 Hours
Operating Voltage	5V DC
Horizontal Output	360 degree
No. of Modes of Light	Four Modes 1. White Light 2. Red Light 3. Green Light 4. Blue Light
Flash Characteristics	Instant Burning
Wind Speed (m/s)	225
Humidity	10-90 %
LED Life Hours (Minimum)	50000 Hours
IP Rating	Ip67
Ambient Temperature	-20 to 55 degree C
Circuit Protection	Integrated





HAND HELD SEARCH LIGHT



AT-1



AT-2



AT-3



AT-4



AT-5



AT-6



AT-7



AT-8



AT-9



AT-10



When the battery level indicator is flash red.
1. Only 20% brightness output.
2. Auto shutdown after 10 minutes.



Diving Torch

AT-11



AT-12



- 3 Modes
- Battery Status Indicator
- Charging Indicator
- Telescopic Zoom
- Rechargeable Li-ion Battery
- Adjustable Hand Strap

AT-13



AT-14



AT-15



AT-16



AT-17

PORATBLE, CEILING & EXAMINATION LIGHT



Portable Medical, Ceiling Medical, LED Examination Light:-

PORTABLE MEDICAL LIGHT

No. of LED	Part No.	Model
84	FGML-01	Premium



CEILING MEDICAL LIGHT

No. of LED	Part No.	Model
84	FGML-02	Premium



LED EXAMINATION LIGHT

No. of LED	Part No.	Model
21	FGML-04	Premium





OUR ESTEEMED CLIENTS

 रक्षा मंत्रालय MINISTRY OF DEFENCE सत्यमेव जयते	 गृह मंत्रालय MINISTRY OF HOME AFFAIRS सत्यमेव जयते	 इस्पात मंत्रालय MINISTRY OF STEEL सत्यमेव जयते	 कोयला मंत्रालय MINISTRY OF COAL सत्यमेव जयते
			
			
			



ASCENTECH[®]



ASCENTECH LIGHTENING SOLUTION

Plot No. 50/A, Jajru Ind., Area Main Faridabad, Bypass Road, Faridabad-121004

E-mail : ascentechled@gmail.com, M. : 8130388587, 9958894487



ASCENTECH®



CONTACT US:-

Ascentech Lightening Solution

Email - ascentechled@gmail.com

Phone No. 8130388587, 9958894487

Website :- www.ascentech.in